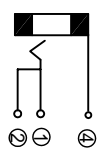
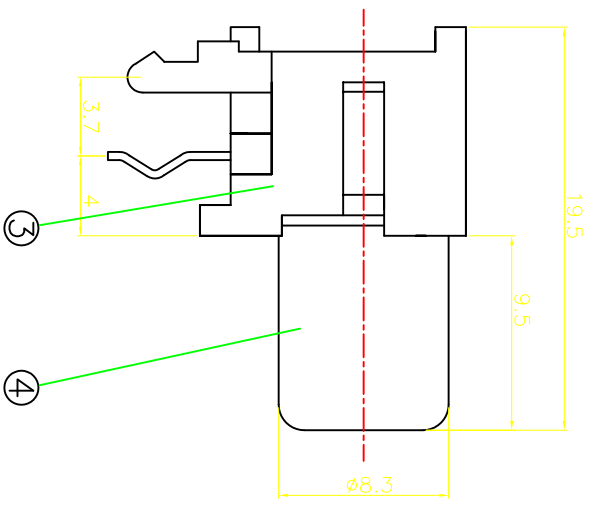
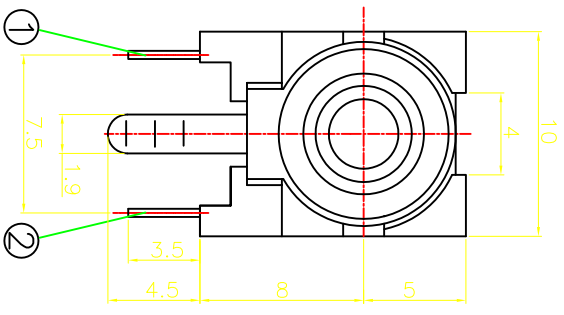


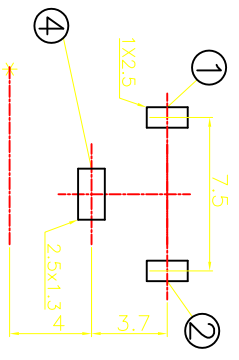
REVISIONS				
ZONE	REV	DESCRIPTION	DATE	APPROVED



ELECTRONIC SCHEMATIC DIAGRAM

NOTE: TOLERANCE ± 0.3mm

DIMENSION OF HOLE ON PCB



R : RED
W : WHITE
B : BLACK
Y : YELLOW

NO	PART NAME	QTY	MATERIAL (THICK)	REMARK
5				
4	OUTER CONTACT	1	H62M L=0.4	CuSn-PLATED
3	HOUSING	1	PBT G34G10	
2	BREAK TERMINAL	1	H62Y L=0.4	Ag-PLATED
1	SPRING TERMINAL	1	OS96 5-0.1Y L=0.35	Ag-PLATED

CONNECT - TECH PRODUCTS CORP.

TITLE: **CTP1 -103P**

<p>FIRST ANGLE PROJECTION</p>	<p>UNLESS OTHERWISE SPECIFIED DIMENSIONS ARE IN: MM LINEAR: ± 0.1 ANGULAR: ± 2°</p>																																				
<table border="1"> <tr> <td>DRAWN</td> <td> </td> <td>DATE</td> <td> </td> </tr> <tr> <td>CHECKED</td> <td> </td> <td> </td> <td> </td> </tr> <tr> <td>DESIGN ENGR.</td> <td> </td> <td> </td> <td> </td> </tr> <tr> <td>DESIGN ENGR.</td> <td> </td> <td> </td> <td> </td> </tr> <tr> <td>MANUF ENGR.</td> <td> </td> <td> </td> <td> </td> </tr> <tr> <td>QUALITY ENGR.</td> <td> </td> <td> </td> <td> </td> </tr> </table>	DRAWN		DATE		CHECKED				DESIGN ENGR.				DESIGN ENGR.				MANUF ENGR.				QUALITY ENGR.				<table border="1"> <tr> <td>SIZE</td> <td>FSOM NO</td> <td>DWG NO</td> <td>REV.</td> </tr> <tr> <td>B</td> <td> </td> <td>A-103P</td> <td> </td> </tr> <tr> <td>SCALE</td> <td>3:1</td> <td>SHEET</td> <td>OF</td> </tr> </table>	SIZE	FSOM NO	DWG NO	REV.	B		A-103P		SCALE	3:1	SHEET	OF
DRAWN		DATE																																			
CHECKED																																					
DESIGN ENGR.																																					
DESIGN ENGR.																																					
MANUF ENGR.																																					
QUALITY ENGR.																																					
SIZE	FSOM NO	DWG NO	REV.																																		
B		A-103P																																			
SCALE	3:1	SHEET	OF																																		